

APPENDIX C

アキシャルテーピング Axial Tapings

ストレート品名 Straight Type Name	テーピング品名 Taping Type Name	リード径 Lead φ d (mm)	包装形状 Packaging Style	包装数量 Packaging & Q'ty (pcs)		質量 Weight (g)		
				アモパック	リール	アモパック	リール	Net
				AMMO	Reel	AMMO	Reel	1000pcs
MO1/2*1	MO1/2CT52	0.7	T52	2000	4000	1100	2070	480
MO1/2	MO1/2CL52	0.8	L52	2000	4000	1100	2070	480
MO1	MO1CT52	0.8	T52	1000	2000	910	1750	800
MO1	MO1CT521	0.8	T521	1000	—	910	—	800
MO1	MO1CL521	0.8	L521	1000	—	910	—	800
MO2	MO2CT521	0.8	T521	500	1000	775	1500	1350
MO2	MO2CT631	0.8	T631	1000	1000	1580	1600	1400
MO2	MO2CL631	0.8	L631	1000	1000	1580	1600	1400
MOS1/2*2	MOS1/2CT26	0.6	T26	2000	—	350	—	140
MOS1/2	MOS1/2CT52	0.6	T52	2000	5000	590	1400	250
MOS1	MOS1CT52	0.6	T52	2000	4000	810	1550	350
MOS1C8	MOS1CT528	0.8	T52	2000	4000	810	1550	350
MOS1	MOS1CL52	0.8	L52	2000	4000	810	1550	350
MOS2	MOS2CT52	0.8	T52	1000	2000	910	1750	800
MOS2	MOS2CL521	0.8	L521	1000	1000	910	950	800
MOS3	MOS3CT521	0.8	T521	500	1000	775	1500	1350
MOS3	MOS3CT631	0.8	T631	1000	1000	1580	1600	1400
MOS3	MOS3CL631	0.8	L631	1000	1000	1580	1600	1400
SPR1/4*3	SPR1/4CT26	0.45	T26	2000	—	250	—	90
SPR1/4	SPR1/4CT52	0.45	T52	3000	5000	510	850	140
SPR1/2	SPR1/2CT26	0.6	T26	2000	—	350	—	140
SPR1/2	SPR1/2CT52	0.6	T52	2000	5000	590	1400	250
SPR1/2	SPR1/2CL52	0.65	L52	2000	5000	590	1400	250
SPR1	SPR1CT52	0.8	T52	2000	4000	1140	2150	500
SPR1	SPR1CL52	0.8	L52	2000	4000	1140	2150	500
SPR2	SPR2CT52	0.8	T52	1000	2000	910	1750	800
SPR2	SPR2CL521	0.8	L521	1000	1000	910	950	800
SPR3	SPR3CT521	0.8	T521	500	1000	765	1500	1350
SPR3	SPR3CT631	0.8	T631	1000	1000	1580	1600	1400
SPR3	SPR3CL631	0.8	L631	1000	1000	1580	1600	1400
LT1/6	LT1/6CT26	0.45	T26	3000	—	350	—	90
LT1/6	LT1/6CT52	0.45	T52	3000	5000	500	900	120
LT1/4	LT1/4CT26	0.6	T26	2000	—	360	—	160
LT1/4	LT1/4CT52	0.6	T52	2000	5000	500	1300	215
RF16	RF16CT26	0.45	T26	2000	—	220	—	90
RF16	RF16CT52	0.45	T52	2000	5000	340	800	150
RF25	RF25CT26	0.6	T26	2000	—	330	—	140
RF25	RF25CT52	0.6	T52	2000	5000	500	1300	230
RF50	RF50CT52	0.6	T52	2000	4000	660	1320	310
RF1	RF1CT52	0.8	T52	2000	4000	1080	2050	500
RF2	RF2CT521	0.8	T521	500	1000	700	1420	1300
RF2	RF2CT631	0.8	T631	1000	—	1410	—	1350
Z16	Z16CT26	0.45	T26	5000	—	615	—	110
Z16	Z16CT52	0.45	T52	3000	5000	530	920	150
Z25	Z25CT26	0.6	T26	2000	—	410	—	180
Z25	Z25CT52	0.6	T52	2000	5000	530	1400	240
J1/6Z	J1/6ZCT26	0.5	T26	2000	—	230	—	90
J1/6Z	J1/6ZCT52	0.5	T52	2000	5000	320	950	130
J1/4Z	J1/4ZCT26	0.6	T26	2000	—	320	—	130
J1/4Z	J1/4ZCT52	0.6	T52	2000	5000	460	1310	190
JL6	JL6CT26	0.6	T26	5000	—	515	—	100
JL6	JL6CT52	0.6	T52	5000	—	815	—	160
LP1/8	LP1/8CT26	0.65	T26	2000	—	410	—	170
LP1/8	LP1/8CT52	0.65	T52	2000	—	580	—	260
LP1/16	LP1/16CT26	0.5	T26	4000	—	450	—	100
LP1/16	LP1/16CT52	0.5	T52	4000	—	630	—	150
SDT101A	SDT101AXCT26	0.4	T26	4000	—	350	—	75
SDT101A	SDT101AXCT52	0.4	T52	4000	—	470	—	105
SA05	SA05CT52	0.5	T52	2000	—	420	—	160

*1: MOXタイプもMOタイプと同一形状のテーピングが可能です。

*2: MOSXタイプもMOSタイプと同一形状のテーピングが可能です。

*3: SPRXタイプもSPRタイプと同一形状のテーピングが可能です。

*1: The same taping applicable also to MOX.

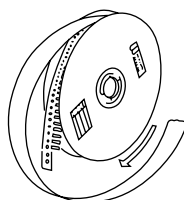

*2: The same taping applicable also to MOSX.

*3: The same taping applicable also to SPRX.

■Packaging

(1) AMMO Pack (Symbol : A) Standard

(2) Reel (Symbol : R)

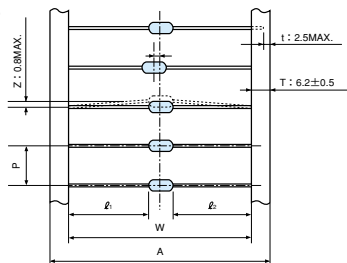


アキシャルテーピング Axial Taping

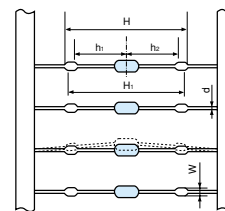
ストレート品名 Straight Type Name	テーピング品名 Taping Type Name	リード径 Lead φ d (mm)	包装形状 Packaging Style	包装数量 Packaging & Q'ty (pcs)		質量 Weight (g)		
				アモバック AMMO	リール Reel	アモバック AMMO	リール Reel	Net 1000pcs
				CFS1/4	CFS1/4 CT26	0.45	T26	5000
CFS1/4	CFS1/4 CT52	0.45	T52	3000	5000	530	920	150
CF1/4	CF1/4 CT26	0.6	T26	2000	—	410	—	180
CF1/4	CF1/4 CT52	0.6	T52	2000	5000	530	1400	240
CFB1/2	CFB1/2 CT52	0.7	T52	2000	4000	1110	2280	520
CFS1/2	CFS1/2 CT26	0.6	T26	2000	—	525	—	230
CFS1/2	CFS1/2 CT52	0.6	T52	2000	4000	640	1500	290
CFPS1/4	CFPS1/4 CT26	0.45	T26	5000	—	615	—	100
CFPS1/4	CFPS1/4 CT52	0.45	T52	3000	—	530	—	150
CFP1/4	CFP1/4 CT26	0.6	T26	2000	—	410	—	180
CFP1/4	CFP1/4 CT52	0.6	T52	2000	5000	530	1400	240
CFP1/4	CFP1/4 CL52	0.65	L52	2000	—	530	—	240
CFPB1/2	CFPB1/2 CT52	0.7	T52	2000	4000	1110	2280	520
CFPB1/2	CFPB1/2 CL52	0.65	L52	2000	—	1110	—	520
CFPS1/2	CFPS1/2 CT26	0.6	T26	2000	—	525	—	230
CFPS1/2	CFPS1/2 CT52	0.6	T52	2000	4000	640	1500	290
MFS1/4	MFS1/4 □CT26	0.45	T26	3000	—	350	—	90
MFS1/4	MFS1/4 □CT52	0.45	T52	3000	—	500	—	120
MF1/4	MF1/4 □CT26	0.6	T26	2000	—	360	—	160
MF1/4	MF1/4 □CT52	0.6	T52	2000	5000	500	1300	215
MF1/2	MF1/2 □CT52	0.6	T52	2000	4000	900	2000	360
MFP1/4	MFP1/4 □CT26	0.6	T26	2000	—	450	—	250
MFP1/4	MFP1/4 □CT52	0.6	T52	2000	5000	470	1400	250
MFP1/2	MFP1/2 □CT52	0.7	T52	2000	4000	950	2010	430
SNF 2C	SNF 2CCT26	0.45	T26	3000	—	500	—	110
SNF 2C	SNF 2CCT52	0.45	T52	3000	—	430	—	150
SNF 2E	SNF 2ECT26	0.6	T26	2000	—	450	—	180
SNF 2E	SNF 2ECT52	0.6	T52	2000	5000	470	1400	240
SNF 2H	SNF 2HCT52	0.7	T52	2000	4000	950	2010	520
RNS1/4	RNS1/4 □CT52	0.6	T52	2000	4000	600	1550	440
RNS1/8	RNS1/8 □CT52	0.6	T52	2000	5000	600	1550	220
RCR16	RCR16 CT26	0.45	T26	5000	—	500	—	100
RCR16	RCR16 CT52	0.45	T52	3000	—	450	—	150
RCR25	RCR25 CT26	0.6	T26	2000	—	390	—	180
RCR25	RCR25 CT52	0.6	T52	2000	—	520	—	240
RCR50(+)	RCR50 (+) CT52	0.7	T52	2000	—	1050	—	520
RCR60	RCR60 CT52	0.7	T52	2000	—	1050	—	520
RCR75	RCR75 CT52	0.8	T52	1000	—	830	—	800
RCR100	RCR100 CT521	0.8	T521	500	—	750	—	1400
RCR100	RCR100 CT631	0.8	T631	1000	—	1450	—	1400
RK1/4	RK1/4 □CT26	0.6	T26	2000	—	360	—	250
RK1/4	RK1/4 □CT52	0.6	T52	2000	5000	500	1300	250
RK1/2	RK1/2 □CT52	0.6	T52	2000	—	900	—	380
RK1	RK1 □CT521	0.8	T521	500	—	700	—	1340
HPC1/2	HPC1/2 CT52	0.8	T52	1000	2000	800	1440	600
HPC1	HPC1 CT631	0.8	T631	—	1000	—	1440	1170
CW1/4	CW1/4 CT26	0.45	T26	2000	—	500	—	150
CW1/4	CW1/4 CT52	0.45	T52	3000	—	430	—	150
CW1/2	CW1/2 CT52	0.6	T52	2000	—	480	—	250
CW1	CW1 CT52	0.8	T52	1000	—	450	—	650
CW2	CW2 CT52	0.8	T52	1000	—	780	—	950
CW2	CW2 CT521	0.8	T521	1000	—	800	—	950
CW3	CW3 CT521	0.8	T521	500	—	750	—	1780
CW3	CW3 CT631	0.8	T631	500	—	750	—	1780
CW1S	CW1S CT52	0.6	T52	2000	—	480	—	250

□ : T.C.R.

■T-Type



■L-Type



包装形状 Packaging Style	寸法 Dimensions (mm)				
	W	P	A	$l_1 - l_2$	累積誤差 Accumulated Tolerance
T26	$26^{+0.2}_{-0}$	5.00 ± 0.3	39 ± 1.0	$0.2 \text{Max.}^{※4}$	$250.0 \pm 3 \text{mm} / P \times 50$
	$26^{+0.1}_{-0}$	5.00 ± 0.3	39 ± 1.0	1.0Max.	$100.0 \pm 2 \text{mm} / P \times 20$
T52	52 ± 1	5.08 ± 0.38	65 ± 1.0	1.0Max.	$101.6 \pm 2 \text{mm} / P \times 20$
T521	52 ± 1	10.16 ± 0.80	65 ± 1.0	1.0Max.	$203.2 \pm 3 \text{mm} / P \times 20$
T631	63 ± 1	10.16 ± 0.80	—	1.0Max.	$203.2 \pm 3 \text{mm} / P \times 20$

※4 CFS1/4 (CFPS1/4) T26だけに適用

※4 Applied to CFS1/4 (CFPS1/4) T26 Only

形名 Type	寸法 Dimensions (mm)			
	H±1	W	d	h_1, h_2
MO ^{※1}	1/2 □ L52	25.5	1.20~1.45	0.8
	1 □ L521	36.0		0.8
	2 □ L631	42.5		0.8
MOS ^{※2}	1 □ L52	25.5	1.20~1.45	0.8
	2 □ L521	36.0		0.8
	3 □ L631	42.5		0.8
SPR ^{※3}	1/2 □ L52	26.0	1.17~1.40	0.65
	1 □ L52	25.5		0.8
	2 □ L521	36.0		0.8
	3 □ L631	42.5	0.8	
CFF	1/4 □ L52	H1 : 24.5 ± 1	1.17~1.4	0.65
CFPB	1/2 □ L52	H1 : 27.5 ± 1		0.65
CW	1/2 □ L52	26.0	1.05~1.35	0.6
CW	1 □ L52	27.5	1.20~1.40	0.8

包装

本カタログに掲載の仕様は予告なく変更する場合があります。御注文及び御使用前に、納入仕様書などで内容を御確認下さい。
 車載機器、医療機器、航空機器など人命に関わったり、あるいは甚大な損害を引き起こす可能性のある機器への御使用を検討される場合には、必ず事前に御相談下さい。
 Specifications given herein may be changed at any time without prior notice. Please confirm technical specifications before you order and/or use.
 Contact our sales representatives before you use our products for applications including automotives, medical equipment and aerospace equipment.
 Malfunction or failure of the products in such applications may cause loss of human life or serious damage.